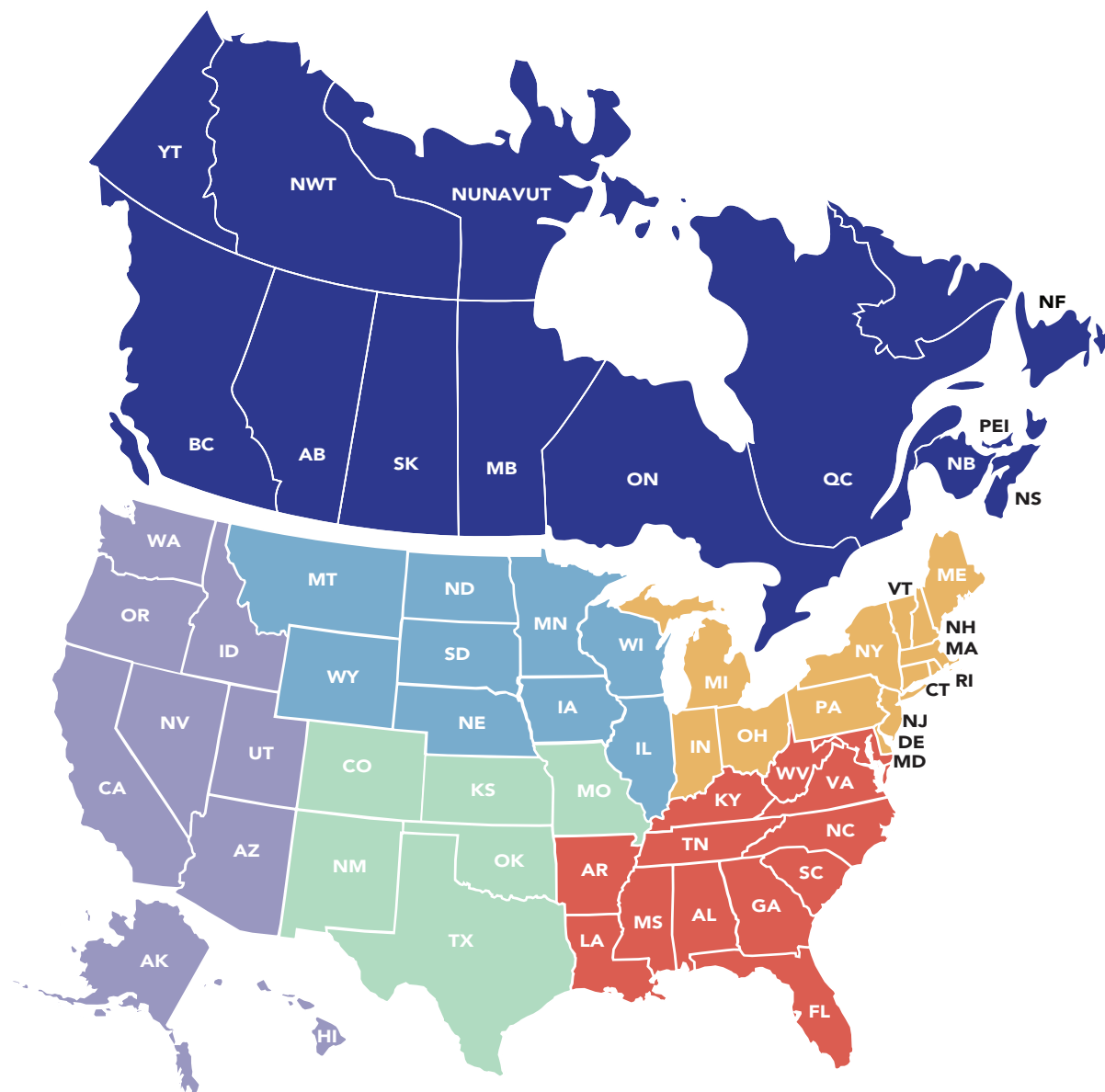




CORE PARTS CATALOG



AFTERMARKET SALES MAP



KELLEN LIDSTONE

REGIONAL SALES MANAGER
(289) 241-0352
KLIDSTONE@PANAPACIFIC.COM
CANADA

JEFFREY JONES

REGIONAL SALES MANAGER
(559) 341-0305
JJONES@PANAPACIFIC.COM
IA, IL, MN, MT, ND, NE, SD, WI, WY

MARK EVANS

REGIONAL SALES MANAGER
(559) 341-4486
MEVANS@PANAPACIFIC.COM
CT, DE, IN, MA, ME, MI, NH, NJ, NY, OH, PA, RI, VT

SHRIDAR AYER

REGIONAL SALES MANAGER
(310) 904-9771
SAYER@PANAPACIFIC.COM
AK, AZ, CA, HI, ID, NV, OR, UT, WA

RYAN MONTGOMERY

REGIONAL SALES MANAGER
(559) 970-0275
RMONTGOMERY@PANAPACIFIC.COM
CO, KS, MO, NM, OK, TX

DAN O'DELL

REGIONAL SALES MANAGER
(559) 977-1398
DODELL@PANAPACIFIC.COM
AL, AR, FL, GA, KY, LA, MD, MS, NC, SC, TN, VA, WV

HALL FESS, VP OF AFTERMARKET SALES
(559) 939-2143 ■ HFESS@PANAPACIFIC.COM

RICK RUSSELL, AFTERMARKET SALES DIRECTOR
(615) 319-7088 ■ RRUSSELL@PANAPACIFIC.COM

RADIOS

Aptiv	4
Mack	8
Volvo	9
Freightliner	10
ProAudio	11

CB RADIOS

Cobra	13
Uniden	16

CB ANTENNAS

Driver Extreme	19
Everhardt	20
ProStick	20

POWER INVERTERS

Cobra	21
Samlex	23

REFRIGERATORS

Dometic	26
Vitrifrigo	28

APPLICATION GUIDES	30
--------------------------	----

COMMON FEATURES FOR ALL HEAVY-DUTY APTIV RADIOS



HEAVY DUTY DESIGN — Made for a commercial vehicle driver by having larger buttons and a heavy-duty construction for tougher environments.

SAE J1455 COMPLIANT — Meets all the test standards for reliability of an electronic component in a commercial vehicle.



WEATHER BAND (WB) — Offers National Weather Radio Broadcasts from over 1,025 locations throughout the U.S. on seven VHF/FM frequencies free-of-charge to provide continuous weather information 24 hours a day. Range: 162.400 MHz - 162.550 MHz



ISO CONNECTOR — Allows the radio to connect directly to the vehicle's harness; no additional harness is required — no cutting, no separate accessories to purchase for all commercial vehicles manufactured with the ISO connect harness.



FRONT AUX INPUT (MUSIC PORT) — Easy access to plug in a smart device and enjoy your digital music library through the vehicle's speakers.



REAR AUX INPUT — Provides an auxiliary terminal for permanent hard wire to the rear side of the radio.



SAE J1939 COMPLIANT — Allows the different vehicle components that run on the communication bus system to talk to each other; compatible with most digital steering wheel / rear-sleeper controls.



QUARTZ ALARM CLOCK — Convenient, built-in quartz alarm clock with one hour timer.



OUTPUT POWER — 18 W x 4 Channels
18 W x 2 Channels (24 Volt Radios)



SOUND QUALITY (EQ) FUNCTION — Select the sound type (Pop, Rock, Country, News, Jazz, Classical or Manual) to improve the dynamic range.

SEPARATE BASS, MID, TREBLE, BALANCE AND FADER CONTROL

6 AM / 12 FM RADIO PRESET BUTTONS

AUTO STORE MEMORY



AUTO BAUDRATE — Capable of auto detecting the correct CAN bus baud rate to use at power up; the possible baud rate is 250K or 500K.



MECHLESS — No Compact Disc (CD) player



SHALLOW CHASSIS — 86.5 mm in depth



VF DOT MATRIX DISPLAY — Three line display that maximizes the viewing area on the front of the radios. This allows for more information on the screen and minimizes the need to scroll.



WHITE FAKRA AM/FM ANTENNA CONNECTOR — Robust locking mechanism, small form factor with high speed capability which allows for better cable management.



MOTOROLA TO FAKRA ADAPTER CABLE — AM/FM Radio Antenna Adapter Fakra Jack code B to Motorola DIN socket Connector six-inch cable. Adapter cable included with each APTIV radio model until OEM truck manufacturers change wiring from Motorola to FAKRA

NOTE: For older model single-din radios (Alpine, Delphi, or Panasonic), please contact Customer Service for information on harness connector pin-out.



PP107198

APTIV HEAVY-DUTY AM / FM RADIO WITH WEATHER BAND

- Back-Lit Display Lighting – **GREEN**
- PA Function – PA Microphone & Cable **Sold Separately**



Made for
iPhone | iPod

PP107199

APTIV HEAVY-DUTY AM / FM / WB RADIO WITH FRONT PANEL USB PORT

- Back-Lit Display Lighting – **GREEN**
- PA Function – PA Microphone & Cable **Sold Separately**
- Front Panel USB Port



Made for
iPhone | iPod



PP107200

APTIV HEAVY-DUTY AM / FM / WB RADIO WITH FRONT PANEL USB PORT & BLUETOOTH

- Back-Lit Display Lighting – **GREEN**
- PA Function – PA Microphone & Cable **Sold Separately**
- Front Panel USB Port
- Built-In Bluetooth

BUNDLED VALUE



Made for
iPhone | iPod



PP807215

APTIV PP107200 RADIO + BLUETOOTH MIC

- Back-Lit Display Lighting – **GREEN**
- PA Function – PA Microphone & Cable **Sold Separately**
- Front Panel USB Port
- Built-In Bluetooth

NOTE: For older model single-din radios (Alpine, Delphi, or Panasonic), please contact Customer Service for information on harness connector pin-out.



Made for
iPhone | iPod



SiriusXM

PP107201

APTIV HEAVY-DUTY AM / FM / WB RADIO WITH FRONT PANEL USB PORT, BLUETOOTH & INTEGRATED SIRIUSXM SATELLITE RADIO

- Back-Lit Display Lighting – **GREEN** or **AMBER**
- 30 Day Clock Memory
- Front Panel USB Port
- Built-In Bluetooth
- Integrated SiriusXM Satellite Radio

BUNDLED VALUE



Made for
iPhone | iPod



SiriusXM

PP807216

APTIV PP107201 RADIO + BLUETOOTH MIC

- Back-Lit Display Lighting – **GREEN** or **AMBER**
- 30 Day Clock Memory
- Front Panel USB Port
- Built-In Bluetooth
- Integrated SiriusXM Satellite Radio

BUNDLED VALUE



Made for
iPhone | iPod



SiriusXM

PP807155

APTIV PP107201 RADIO + BLUETOOTH MIC + SATELLITE RADIO ANTENNA

- Back-Lit Display Lighting – **GREEN** or **AMBER**
- 30 Day Clock Memory
- Front Panel USB Port
- Built-In Bluetooth
- Integrated SiriusXM Satellite Radio



Made for
iPhone | iPod

SiriusXM

PP107202

APTIV HEAVY-DUTY AM / FM / WB RADIO WITH FRONT PANEL USB PORT & INTEGRATED SIRIUSXM SATELLITE RADIO

- Back-Lit Display Lighting – **GREEN** or **AMBER**
- 30 Day Clock Memory
- Front Panel USB Port
- Integrated SiriusXM Satellite Radio

NOTE: For older model single-din radios (Alpine, Delphi, or Panasonic), please contact Customer Service for information on harness connector pin-out.



PP107247

APTIV HEAVY-DUTY AM / FM / WB RADIO WITH FRONT PANEL USB PORT, BLUETOOTH & INTEGRATED SIRIUSXM SATELLITE RADIO

- Back-Lit Display Lighting – **RED** or **BLUE**
- 30 Day Clock Memory
- Front Panel USB Port
- Built-In Bluetooth
- Integrated SiriusXM Satellite Radio

Join the SiriusXM Fleet Program for Rates Starting at \$5/Month!

FLEET SIZE SUBSCRIBED	MUSIC & ENTERTAINMENT		PLATINUM		ACTIVATION FEE
	MONTHLY SUBSCRIPTION FEE	MONTHLY ROYALTY FEES	MONTHLY SUBSCRIPTION FEE	MONTHLY ROYALTY FEES	NEW RADIO ACTIVATION
RETAIL RATES	\$17.99	\$3.85	\$22.99	\$4.92	\$15.00
5 – 10 TRUCKS	\$4.99	\$1.07	\$7.99	\$1.71	\$0.00
11 – 499 TRUCKS	\$4.75	\$1.02	\$7.75	\$1.66	\$0.00
500 – 1,999 TRUCKS	\$4.50	\$0.96	\$7.50	\$1.60	\$0.00
2,000 & UP TRUCKS	\$3.99	\$0.85	\$6.99	\$1.50	\$0.00

- 🔊 Ad-free music in all genres and decades
- 🔊 Access to Road Dog Trucking Radio, the only channel exclusively for truckers 24/7
- 🔊 Artist-curated music channels
- 🔊 News and politics from every angle
- 🔊 Celebrity-hosted talk and comedy

- 🔊 Unparalleled sports talk and analysis
- 🔊 Live NASCAR and PGA TOUR
- 🔊 Live NBA, NFL, NHL and MLB games
- 🔊 Personalized Pandora stations
- 🔊 Original and popular podcast series
- 🔊 Exclusive SiriusXM in studio video

NOTE: Aptiv Mack radios are for use only in Mack trucks and are compatible with Mack software. A specific adaptor harness may be required based on truck application. Mack trucks built after 8/15/14 will not require an adaptor harness.



PP107222

APTIV HEAVY-DUTY AM / FM RADIO WITH WEATHER BAND

- Back-Lit Display Lighting – **BLUE**
- PA Function – PA Microphone & Cable **Sold Separately**



PP107223

APTIV HEAVY-DUTY AM / FM / WB RADIO WITH FRONT PANEL USB PORT & BLUETOOTH

- Back-Lit Display Lighting – **BLUE**
- PA Function – PA Microphone & Cable **Sold Separately**
- Front Panel USB Port
- Built-In Bluetooth



PP107224

APTIV HEAVY-DUTY AM / FM / WB RADIO WITH FRONT PANEL USB PORT, BLUETOOTH & INTEGRATED SIRIUSXM SATELLITE RADIO

- Back-Lit Display Lighting – **BLUE**
- Front Panel USB Port
- Built-In Bluetooth
- Integrated SiriusXM Satellite Radio

BUNDLED VALUE



PP807160

APTIV PP107224 RADIO + BLUETOOTH MIC + SATELLITE RADIO ANTENNA

- Back-Lit Display Lighting – **BLUE**
- 30 Day Clock Memory
- Front Panel USB Port
- Built-In Bluetooth
- Integrated SiriusXM Satellite Radio

NOTE: Aptiv Volvo radios are for use only in Volvo trucks and are compatible with Volvo LECM. A specific adaptor harness may be required based on truck application. Volvo trucks built after 11/10/14 will not require an adaptor harness.



PP107228

APTIV HEAVY-DUTY AM / FM RADIO WITH WEATHER BAND

- Back-Lit Display Lighting – **GREENISH-WHITE**
- PA Function – PA Microphone & Cable Sold Separately



Made for
iPhone | iPod



PP107229

APTIV HEAVY-DUTY AM / FM / WB RADIO WITH FRONT PANEL USB PORT & BLUETOOTH

- Back-Lit Display Lighting – **GREENISH-WHITE**
- PA Function – PA Microphone & Cable Sold Separately
- Front Panel USB Port
- Built-In Bluetooth



Made for
iPhone | iPod



SiriusXM

PP107230

APTIV HEAVY-DUTY AM / FM / WB RADIO WITH FRONT PANEL USB PORT, BLUETOOTH & INTEGRATED SIRIUSXM SATELLITE RADIO

- Back-Lit Display Lighting – **GREENISH-WHITE**
- Front Panel USB Port
- Built-In Bluetooth
- Integrated SiriusXM Satellite Radio

BUNDLED VALUE



Made for
iPhone | iPod



SiriusXM

PP807162

APTIV PP107230 RADIO + BLUETOOTH MIC + SATELLITE RADIO ANTENNA

- Back-Lit Display Lighting – **GREENISH-WHITE**
- 30 Day Clock Memory
- Front Panel USB Port
- Built-In Bluetooth
- Integrated SiriusXM Satellite Radio

NOTE: Aptiv Freightliner radios are for use only in the new Cascadia truck models built from 2017 and newer. Trucks built without a factory installed radio will need to have a dealer turn on the necessary parameters. For older model Freightliner trucks, the standard Aptiv radio models are recommended.



PP107216

APTIV HEAVY-DUTY AM / FM RADIO WITH WEATHER BAND

- Back-Lit Display Lighting – **AMBER**
- 30 Day Clock Memory
- PA Function – PA Microphone & Cable **Sold Separately**



PP107217

APTIV HEAVY-DUTY AM / FM / WB RADIO WITH FRONT PANEL USB PORT & BLUETOOTH

- Back-Lit Display Lighting – **AMBER**
- 30 Day Clock Memory
- PA Function – PA Microphone & Cable **Sold Separately**
- Front Panel USB Port
- Built-In Bluetooth



PP107221

APTIV HEAVY-DUTY AM / FM / WB RADIO WITH FRONT PANEL USB PORT, BLUETOOTH & INTEGRATED SIRIUSXM SATELLITE RADIO

- Back-Lit Display Lighting – **AMBER**
- 30 Day Clock Memory
- Front Panel USB Port
- Built-In Bluetooth
- Integrated SiriusXM Satellite Radio



PP807159

APTIV PP107221 RADIO + BLUETOOTH MIC + SATELLITE RADIO ANTENNA

- Back-Lit Display Lighting – **AMBER**
- 30 Day Clock Memory
- Front Panel USB Port
- Built-In Bluetooth
- Integrated SiriusXM Satellite Radio

BUNDLED VALUE



Made for
iPhone | iPod

PP107233

PROAUDIO AM / FM RADIO WITH FRONT PANEL USB PORT — INCLUDES REMOTE CONTROL

- Heavy-Duty Design for Harsh Environments
- Front Auxiliary Input
- Front Panel USB Port
- Reverse Voltage and Over Voltage Protection
- CD with Playback of MP3 / WMA / WAV / FLAC Files



Made for
iPhone | iPod



PP107234

PROAUDIO AM / FM RADIO WITH FRONT PANEL USB PORT & BLUETOOTH

- Heavy-Duty Design for Harsh Environments
- Front Auxiliary Input
- Front Panel USB Port
- Reverse Voltage and Over Voltage Protection
- CD with Playback of MP3 / WMA / WAV / FLAC Files
- Built-In Bluetooth – **Bluetooth Microphone Included**

BUNDLED VALUE



Made for
iPhone | iPod



PP107236

PROAUDIO PP107234 RADIO + HINO RADIO HARNESS

- Heavy-Duty Design for Harsh Environments
- Front Auxiliary Input
- Front Panel USB Port
- Reverse Voltage and Over Voltage Protection
- CD with Playback of MP3 / WMA / WAV / FLAC Files
- Built-In Bluetooth – **Bluetooth Microphone Included**



SXVRDBT1

SIRIUSXM ROAD DOG BT VEHICLE SATELLITE RADIO

- Rewind & Replay Live Radio
- Magnetic Mounting Options
- Bluetooth Compatible
- Single Wire Connection
- 20 Channel Presets
- Day / Night Settings



SRTMM-02

INTEROPERABLE MIRROR-MOUNT SATELLITE RADIO ANTENNA

- Interoperable – Certified for use with SiriusXM receivers
- Waterproof and Magnetic – Can be installed on outside
- Receiving Frequency – 2.3GHz
- Mirror-Mount Design
- 14-Foot RG-174 Cable
- Durable, Light Weight and Sleek



PP604240

PEIKER BLUETOOTH MICROPHONE KIT

- Works with Bluetooth feature of select radios
- Designed to be secured to a surface by use of double sided adhesive tape and is 3/4" wide by 1-5/8" tall; it does not need any sort of hole in the instrument panel
- 7.5' cable with connector that plugs into the back of the radio



PANASONIC Two-Way Audio Speakers

- Sold in Pairs with Grills, Wire and Hardware
- Coaxial Speakers Accurately Reproduce Full Range Sound

4" TWO-WAY AUDIO SPEAKERS	CJA1023
5-1/4" TWO-WAY AUDIO SPEAKERS	CJA1323
6-1/2" TWO-WAY AUDIO SPEAKERS	CJA1623



19MINIAMFM

COBRA ULTRA COMPACT CB RADIO

- Ultra Compact Design
- 4 Watts Power Output
- 40 CB Channels
- Dual-Mode AM/FM
- Hardwire or 12V Power Options
- Instant Channel 9 and 19
- Vox Hands-Free Usage
- Adjustable Receiver Sensitivity
- Auto Power
- Mic Channel Control
- Time Out Timer
- External Speaker Jack
- Auto Squelch
- Illuminated LCD Display



CCBP25LT01

COBRA 25 LTD CLASSIC — COMPACT PROFESSIONAL AM / FM CB RADIO

- Dual Mode AM / FM
- 40 CB Channels / 4 Watts Power
- RF Gain
- Switchable Noise Limiter and Blanker
- Adjustable Dynamic® Boost
- Dimmer Control
- Tactile Controls
- PA Capability
- Easy-to-Use Controls



CCBP29LT01

COBRA 29 LTD CLASSIC — PROFESSIONAL AM / FM CB RADIO

- Dual-Mode AM / FM
- 40 CB Channels / 4 Watts Power
- Instant Channel 9 for Emergencies
- Dynamic® Microphone Level Control
- Switchable Noise Blanker and Limiter
- SWR Calibration Control
- Multi-Function Meter and Antenna
- Warning Indicator
- PA Capability
- Easy-to-Use Controls



CCBP29LTCH

COBRA 29 LTD CHROME — PROFESSIONAL AM / FM CB RADIO WITH CHROME FINISH

- Dual-Mode AM / FM
- 40 CB Channels / 4 Watts Power
- Instant Channel 9 for Emergencies
- Dynamic® Microphone Level Control
- Switchable Noise Blanker and Limiter
- SWR Calibration Control
- Multi-Function Meter and Antenna
- Warning Indicator
- PA Capability
- Easy-to-Use Controls
- Chrome Cabinet and Microphone
- Blue LED Channel Indicator
- Talkback Feature

NOTE: Now with FM capabilities, Cobra's CB radios produce better sound quality without needing to replace an existing antenna. In addition, the new AM/FM CB radios are backwards compatible to be able to communicate with older AM-only CB radios.



CCBP29LTNW

COBRA 29 LTD NW — PROFESSIONAL AM / FM CB RADIO WITH NIGHTWATCH®


- Dual-Mode AM / FM
- 40 CB Channels / 4 Watts Power
- Instant Channel 9 / 19 for Emergencies
- Dynamic® Microphone Level Control
- Switchable Noise Blanker and Limiter
- SWR Calibration Control
- Multi-Function Meter and Antenna
- Warning Indicator
- PA Capability
- Easy-to-Use Controls
- NightWatch® Illumination



CCBP29LXOE

COBRA 29 LX — PROFESSIONAL CB RADIO WITH 4-COLOR LCD DISPLAY

- Adjustable Dynamike® Boost
- 40 CB Channels
- 10 NOAA Weather Channels
- Instant Channel 9/19
- PA Compatibility
- Variable Dimmer
- Switchable Noise Limiter and Noise Blanker
- Clock/Timer/Alarm
- SWR Calibration
- Delta Tune
- Antenna Warning Indicator
- TalkBack Feature
- RF Gain
- Tactile Controls



426-002-N-001

COBRA HARNESS FOR CB RADIOS

- Compatible to work with the following Cobra CB radios:
 - CCBP25LT01
 - CCBP29LT01
 - CCBP29LTCH
 - CCBP29LTNW



HGM73

COBRA DYNAMIC 4-PIN CB MICROPHONE

- Replacement Dynamic CB Microphone
- 9' Cord
- Wire Mesh Grille
- Heavy-Duty ABS Shell
- 4-Pin Connector



HGM75

COBRA POWER 4-PIN CB MICROPHONE

- HighGear™ “70 Series” microphone combines good looks with stellar workmanship
- 2 Transistor Amp with 9 Volt Battery
- 9' Cord
- Wire Mesh Grille
- Heavy-Duty ABS Shell
- 4-Pin Connector



HGM77

COBRA NOISE-CANCELLING 4-PIN CB MICROPHONE

- HighGear™ “70 Series” microphone combines good looks with stellar workmanship
- Noise-Cancelling
- 9' Cord
- Wire Mesh Grille
- Heavy-Duty ABS Shell
- 4-Pin Connector



CMX760

UNIDEN OFF-ROAD SERIES ULTRA-COMPACT CB RADIO WITH 7-COLOR MIC DISPLAY

- 40 Channels
- Ultra-Compact for Easy Mounting
- NOAA Weather Scan & Alerts
- Large Display and Speaker on Mic
- 7-Color Backlit Display and Buttons
- Noise Blanker / Automatic Noise Limiter
- High-Cut Audio Switch
- Instant Channel 9 and 19
- Local / DX RF Gain
- Adjustable Key Beep / Roger Beep
- High / Low Voltage Alerts
- Full 4W Maximum Legal RF Power
- External Speaker Jack
- Mounting Hardware Included



PRO510XL

UNIDEN 40 CHANNEL COMPACT MOBILE CB RADIO

- 40 Channels
- Signal / RF Power Indicator
- Squelch Control, Channel Display and Selector
- ANL Switch
- TR / RX Indicator
- Mounting Hardware Included



PRO520XL

UNIDEN COMPACT PROFESSIONAL MOBILE CB RADIO WITH PA FUNCTION

- 40 Channels
- Squelch Control
- Public Address (PA) Function
- Instant Channel 9
- External Speaker and PA Jack
- ANL Switch
- Signal / RF Power Indicator
- 7 TX / RX Indicators
- Durable Metal Case
- Mounting Hardware Included



BEARCAT880

UNIDEN BEARCAT 880 CB RADIO WITH NOISE CANCELING MICROPHONE

- 40 Channels
- Noise Cancelling Microphone
- 7 Color Customizable Digital Display
- NOAA Weather Scan & Alerts
- Integrated SWR Antenna Calibration
- RF Gain & Mic Gain
- Automatic Noise Limiter
- Instant Channel 9 & 19
- Public Address (PA) Function
- Mounting Hardware Included



BEARCAT980

UNIDEN BEARCAT 980SSB CB RADIO WITH NOISE CANCELLING MICROPHONE

- 40 Channels
- Noise Cancelling Microphone
- 7 Color Customizable Digital Display
- NOAA Weather Scan & Alerts
- Integrated SWR Antenna Calibration
- RF Gain & Mic Gain
- Automatic Noise Limiter
- Instant Channel 9 & 19
- Public Address (PA) Function
- Single Side Band (SSB)
- Wireless Microphone Capability
- Mounting Hardware Included



PC68LTX

UNIDEN 40 CHANNEL CB RADIO

- 40 Channels
- Chrome Front Panel
- Classic Handheld Microphone
- Microphone Gain Control
- RF Gain Control
- Analog S/RF Meter
- PA / CB Switch
- Public Address (PA) Function
- Instant Channel 9
- Automatic Noise Limiter
- High-Cut Audio Switch
- RX / TX Indicator



PC78LTX

UNIDEN 40 CHANNEL CB RADIO WITH SWR

- 40 Channels
- Chrome Front Panel
- Classic Handheld Microphone
- Microphone Gain Control
- RF Gain Control
- Analog S/RF Meter
- PA / CB Switch
- Public Address (PA) Function
- Instant Channel 9
- Automatic Noise Limiter
- High-Cut Audio Switch
- RX / TX Indicator
- Integrated SWR Meter



BC645M

UNIDEN 4-PIN DYNAMIC MICROPHONE WITH METAL HANGER FOR CB RADIOS

- Compatible with Uniden CB Radios in the PC78 / PC88 Series
- Push-to-Talk Control
- 4-Pin Connect
- 8' Flex Cord
- Metal Microphone Hanger for Durability



BC646

UNIDEN 4-PIN ERGONOMIC PISTOL GRIP MICROPHONE FOR CB RADIOS

- Compatible with Uniden CB Radios
- Comfortable Pistol Grip Design
- Push-to-Talk Control
- 4-Pin Connect
- 8' Flex Cord



BC804NCM

UNIDEN 4-PIN NOISE CANCELLING MICROPHONE WITH METAL HANGER FOR CB RADIOS

- Compatible with 4-Pin Uniden CB Radios
- Push-to-Talk Control
- 4-Pin Connect
- 8' Flex Cord
- Metal Microphone Hanger for Durability



BMKG0633001

UNIDEN 4-PIN REPLACEMENT MICROPHONE FOR PR0505XL AND PR0510XL

- Compatible with Uniden PR0505XL or PR0510XL CB Radios
- 4-Pin Replacement Microphone
- 5' Extra Flexible Coiled Cord
- Clear Quality Sound
- Built for the Professional Drive



DRIVER EXTREME 38 Special Fiberglass CB Antennas

- Dual 26 Gauge Solid Copper Insulated Wires
- 3/8" Diameter U.S. Made Fiberglass Rod
- Chrome Plated Brass Ferrule with 3/8-24 Thread
- Weather Band Ready – NOAA Alerts
- Factory Tuned – No Adjustment Required
- 400 Maximum Watt Rated
 - 200 Watt Rated – 30" & 36"
 - 300 Watt Rated – 42" & 48"
 - 400 Watt Rated – 54" & 60"
- Frequency Range
 - CB Frequency Range – 26-29 MHz
 - Weather Frequency – 162-166 MHz



42" 38 SPECIAL FIBERGLASS CB ANTENNA DRX-5421
54" 38 SPECIAL FIBERGLASS CB ANTENNA DRX-5541
60" 38 SPECIAL FIBERGLASS CB ANTENNA DRX-5601



DRIVER EXTREME Silver Bullet Fiberglass CB Antennas

- 15 Gauge Solid Copper High Voltage Insulated Wire
- 1/2" Diameter U.S. Made Fiberglass Rod
- Stainless Steel Tuning Tip & 3/8-24 Thread Base Stud
- Weather Band Ready – NOAA Alerts
- Fingertip Tuning – No Tools Necessary
- 1500 Maximum Watt Rated
 - 1000 Watt Rated – 30" & 36"
 - 1250 Watt Rated – 42" & 48"
 - 1500 Watt Rated – 56", 60" & 66"
- Frequency Range
 - CB – 26-29 MHz
 - AM / FM – 88-108 MHz
 - Weather – 162-166 MHz



32" SILVER BULLET FIBERGLASS CB ANTENNA DRX-4321
40" SILVER BULLET FIBERGLASS CB ANTENNA DRX-4401
48" SILVER BULLET FIBERGLASS CB ANTENNA DRX-4481
56" SILVER BULLET FIBERGLASS CB ANTENNA DRX-4561
66" SILVER BULLET FIBERGLASS CB ANTENNA DRX-4661



EVERHARDT Power Rated CB Antennas

- Broad Tuning Range – 26.000 to 29.500 MHz
- Exclusive “VibraSorb” Anti-Breakage Design
- 1000W Rating
- 3/4 Wave

24" POWER RATED CB ANTENNA – WHITE	TSM2
24" POWER RATED CB ANTENNA – BLACK	TSM2BLK
36" POWER RATED CB ANTENNA – WHITE	TSM3
36" POWER RATED CB ANTENNA – BLACK	TSM3BLK
42" POWER RATED CB ANTENNA – WHITE	TSM3.5
48" POWER RATED CB ANTENNA – WHITE	TSM4
48" POWER RATED CB ANTENNA – BLACK	TSM4BLACK



PROSTICK 

PROSTICK Power Rated CB Antennas — Bulk

- Broad Tuning Range – 26.000 to 29.500 MHz
- Exclusive “VibraSorb” Anti-Breakage Design
- 1000W Rating
- 3/8-24 Thread
- Fiberglass mast joined to nickel plated brass ferrule
- Soldered at one point and then epoxy adhesive 360° around base of antenna

24" POWER RATED CB ANTENNA – WHITE (50 PACK)	TSM2PS
24" POWER RATED CB ANTENNA – BLACK (50 PACK)	TSM2PSB
24" POWER RATED CB ANTENNA – WHITE (50 PACK)	TSM3PS
24" POWER RATED CB ANTENNA – BLACK (50 PACK)	TSM3PSB
24" POWER RATED CB ANTENNA – WHITE (50 PACK)	TSM4PS
24" POWER RATED CB ANTENNA – BLACK (50 PACK)	TSM4PSB



CPI500W

COBRA 500W MODIFIED SINE WAVE POWER INVERTER

- 500 Watts Continuous Power – 1000 Watts Peak Power
- 90% Efficiency
- (2) GFCI Protected AC Outlets
- USB-A Fast Charge Port | USB-C Fast Charge Port
- Pentagon Protection® against failures of thermal shutdown, reverse polarity, over-voltage shutdown, low voltage shutdown and low voltage alarm
- LED Indicator
- Rugged Industrial Design



CPI1500W

COBRA 1500W MODIFIED SINE WAVE POWER INVERTER

- 1500 Watts Continuous Power – 3000 Watts Peak Power
- 90% Efficiency
- (4) GFCI Protected AC Outlets
- USB-A Fast Charge Port | USB-C Fast Charge Port
- Pentagon Protection® against failures of thermal shutdown, reverse polarity, over-voltage shutdown, low voltage shutdown and low voltage alarm
- LED Digital Display
- Rugged Industrial Design



CPI2500W

COBRA 2500W MODIFIED SINE WAVE POWER INVERTER

- 2500 Watts Continuous Power – 5000 Watts Peak Power
- 90% Efficiency
- (4) GFCI Protected AC Outlets
- USB-A Fast Charge Port | USB-C Fast Charge Port
- Pentagon Protection® against failures of thermal shutdown, reverse polarity, over-voltage shutdown, low voltage shutdown and low voltage alarm
- LED Digital Display
- Rugged Industrial Design



CPI3000W

COBRA 3000W MODIFIED SINE WAVE POWER INVERTER

- 3000 Watts Continuous Power – 6000 Watts Peak Power
- 90% Efficiency
- (4) GFCI Protected AC Outlets
- USB-A Fast Charge Port | USB-C Fast Charge Port
- Pentagon Protection® against failures of thermal shutdown, reverse polarity, over-voltage shutdown, low voltage shutdown and low voltage alarm
- LED Digital Display
- Rugged Industrial Design



CPI400PSW

COBRA 400W PURE SINE WAVE POWER INVERTER

- 400 Watts Continuous Power – 800 Watts Peak Power
- 90% Efficiency
- (2) GFCI Protected AC Outlets
- USB-A Fast Charge Port | USB-C Fast Charge Port
- Pentagon Protection® against failures of thermal shutdown, reverse polarity, over-voltage shutdown, low voltage shutdown and low voltage alarm
- LED Indicator
- Rugged Industrial Design



CPIALCDG1

COBRA REMOTE ON/OFF CONTROLLER WITH FAST CHARGE USB

- Four Mounting Options – Flush Mounting for permanent installation; Keyhole Mount for on-wall mounting; Cup Holder Mounting for convenience while driving; and Clip Mount for easy installation to back seat or other area of vehicle
- USB-A Fast Charge Port | USB-C Fast Charge Port
- Compatible with CPI400PSW, CPI500W, CPI1500W, CPI2500W and CPI3000W
- **Includes** – 15" RJ-45 Cable, Clip Mount, (2) M3.5 Screws and Quick Start Guide



CPIA20CK

COBRA PRO CABLE INSTALLATION KIT FOR 1500W TO 3000W POWER INVERTERS

- Professional Grade Power Cables for 1500W to 3000W power inverters
- 12-Foot Heavy-Duty #2 AWG Cables for direct-to-battery cable installation
- Adhesive Lined Shrink Tubing for a clean install and to prevent corrosion
- **Includes** – 12" Red #2 AWG Power Cable, 12" Black #2 AWG Power Cable, (4) Battery Terminal Contacts and Adhesive Lined Tubing



NTX-1000-12

SAMLEX 1000 WATT PURE SINE WAVE POWER INVERTER

- Samlex Hypersurge™ technology starts high surge loads with ease
- High Efficiency and Very Low Idle Current
- Wide Input Voltage Range
- Low Noise Load and Temperature Controlled Variable Speed Fan for quiet operation
- Input – 12 VDC
- Output – 115 VAC
- Watts – 1000 Watts
- Surge – 2000 Watts
- Outlets – 2
- Safety – ETL to UL Standard
- **Remote Control Included**



NTX-1500-12

SAMLEX 1500 WATT PURE SINE WAVE POWER INVERTER

- Samlex Hypersurge™ technology starts high surge loads with ease
- High Efficiency and Very Low Idle Current
- Wide Input Voltage Range
- Low Noise Load and Temperature Controlled Variable Speed Fan for quiet operation
- Input – 12 VDC
- Output – 115 VAC
- Watts – 1500 Watts
- Surge – 3000 Watts
- Outlets – 2
- Safety – ETL to UL Standard
- **Remote Control Included**



NTX-2000-12

SAMLEX 2000 WATT PURE SINE WAVE POWER INVERTER

- Samlex Hypersurge™ technology starts high surge loads with ease
- High Efficiency and Very Low Idle Current
- Wide Input Voltage Range
- Low Noise Load and Temperature Controlled Variable Speed Fan for quiet operation
- Input – 12 VDC
- Output – 115 VAC
- Watts – 2000 Watts
- Surge – 4000 Watts
- Outlets – 2
- Safety – ETL to UL Standard
- **Remote Control Included**



NTX-3000-12

SAMLEX 3000 WATT PURE SINE WAVE POWER INVERTER

- Samlex Hypersurge™ technology starts high surge loads with ease
- High Efficiency and Very Low Idle Current
- Wide Input Voltage Range
- Low Noise Load and Temperature Controlled Variable Speed Fan for quiet operation
- Input – 12 VDC
- Output – 115 VAC
- Watts – 3000 Watts
- Surge – 6000 Watts
- Outlets – 1*
- Safety – ETL to UL Standard
- **Remote Control Included**

**30 Amp NEMA L5-30R locking AC outlet with mating plug and built-in GFCI protection for full power utilization*



SAM1000-12REM

SAMLEX 1000 WATT MODIFIED SINE WAVE POWER INVERTER

- Compact Design
- Load Controlled Cooling Fan
- Low Battery Input Alarm
- Soft Start Technology
- Cool Surface Technology
- Low Interference Technology
- Universal Protection Circuit – Thermal, Battery, Overload, Short Circuit, Earth Fault
- Input – 12 VDC
- Output – 115 VAC
- Watts – 1000 Watts
- Surge – 2000 Watts
- Outlets – 2
- Safety – ETL to UL Standard
- **Remote Control Included**



SAM1500-12REM

SAMLEX 1500 WATT MODIFIED SINE WAVE POWER INVERTER

- Compact Design
- Load Controlled Cooling Fan
- Low Battery Input Alarm
- Soft Start Technology
- Cool Surface Technology
- Low Interference Technology
- Universal Protection Circuit – Thermal, Battery, Overload, Short Circuit, Earth Fault
- Input – 12 VDC
- Output – 115 VAC
- Watts – 1500 Watts
- Surge – 3000 Watts
- Outlets – 2
- Safety – ETL to UL Standard
- **Remote Control Included**



SAM2000-12REM

SAMLEX 2000 WATT MODIFIED SINE WAVE POWER INVERTER

- Compact Design
- Load Controlled Cooling Fan
- Low Battery Input Alarm
- Soft Start Technology
- Cool Surface Technology
- Low Interference Technology
- Universal Protection Circuit – Thermal, Battery, Overload, Short Circuit, Earth Fault
- Input – 12 VDC
- Output – 115 VAC
- Watts – 2000 Watts
- Surge – 4000 Watts
- Outlets – 3
- Safety – ETL to UL Standard
- **Remote Control Included**



SAM3000-12REM

SAMLEX 3000 WATT MODIFIED SINE WAVE POWER INVERTER

- Compact Design
- Load Controlled Cooling Fan
- Low Battery Input Alarm
- Soft Start Technology
- Cool Surface Technology
- Low Interference Technology
- Universal Protection Circuit – Thermal, Battery, Overload, Short Circuit, Earth Fault
- Input – 12 VDC
- Output – 115 VAC
- Watts – 3000 Watts
- Surge – 6000 Watts
- Outlets – 3
- Safety – ETL to UL Standard
- **Remote Control Included**



SAM1500DC2500B

SAMLEX 1500W MODIFIED SINE WAVE POWER INVERTER + 300A INVERTER INSTALLATION KIT + REMOTE CONTROL

- **Includes** – 1500W Modified Sine Wave Power Inverter (Part No. SAM-1500-12), 300A Inverter Installation Kit (Part No. DC-2500-KIT), Remote Control (Part No. SAM-RC), Pair of 10' Heavy-Duty Cables AWG#2/0, 300A Fuse Assembly with Replaceable Fuse, and All of the Necessary Hardware



SAM2000DC2500B

SAMLEX 2000W MODIFIED SINE WAVE POWER INVERTER + 300A INVERTER INSTALLATION KIT + REMOTE CONTROL

- **Includes** – 2000W Modified Sine Wave Power Inverter (Part No. SAM-2000-12), 300A Inverter Installation Kit (Part No. DC-2500-KIT), Remote Control (Part No. SAM-RC), Pair of 10' Heavy-Duty Cables AWG#2/0, 300A Fuse Assembly with Replaceable Fuse, and All of the Necessary Hardware



SAM2000DC2500XLB

SAMLEX 2000W MODIFIED SINE WAVE POWER INVERTER + 300A INVERTER INSTALLATION KIT + REMOTE CONTROL

- **Includes** – 2000W Modified Sine Wave Power Inverter (Part No. SAM-2000-12), 300A Inverter Installation Kit (Part No. DC-2500-KIT-XL), Remote Control (Part No. SAM-RC), Pair of 15' Heavy-Duty Cables AWG#2/0, 300A Fuse Assembly with Replaceable Fuse, and All of the Necessary Hardware



CD30-DCTB1

DOMETIC COMPACT COMPRESSOR BUILT-IN DRAWER REFRIGERATOR — 31L

- 12/24 Volts DC
- Handle with Keyed Lock
- Easy-Pull Drawer on Roller Bearing Slides
- Durable Metal Frame Construction
- Fully Hermetic Compressor
- Temperature Regulation
- Volume — 30L / 1.06 cu. ft.
- Width — 17.32 in.
- Height — 9.84 in.
- Depth — 26.15 in.
- Weight — 39.7 lbs.



NRX80T

DOMETIC COOLMATIC® 12V REFRIGERATOR FOR TRUCKS — 80L

- Converts to Full Fridge, Freezer, or Combo
- Refreshed Interior and Frameless Door
- Extreme Durability
- Energy Efficiency
- Easy Installation
- Volume — 78L / 2.75 cu. ft.
- Width — 18.70 in.
- Height — 24.60 in.
- Depth — 21.14 in.
- Weight — 39.7 lbs.



NRX60T

DOMETIC COOLMATIC® 12V REFRIGERATOR FOR TRUCKS — 60L

- Converts to Full Fridge, Freezer, or Combo
- Refreshed Interior and Frameless Door
- Extreme Durability
- Energy Efficiency
- Easy Installation
- Volume — 58L / 2.05 cu. ft.
- Width — 17.64 in.
- Height — 20.67 in.
- Depth — 21.14 in.
- Weight — 35.3 lbs.

TRUCK APPLICATION	REFRIGERATOR KIT (Refrigerator + Installation Kit)	INSTALLATION KIT (Refrigerator Sold Separately)
	NRX60T	NRX60T
FREIGHTLINER P4 CASCADIA ¹	PP607529	PP607528 (CLA hookup only)
PETERBILT 389 / 386 / 379 ²	PP607490	PP607509

APPLICATION NOTES:

¹ Freightliner P4 / New Cascadia 60" or 72" sleeper — Install kit **ONLY** for P4 / New Cascadia trucks equipped with **Data Code:** 64E-010 or Data Code: 719-022. (Floor Bracket / Tray option)*

² Peterbilt 379 trucks are built with two different cabinets — one fits a NRX50T (15.35" wide) and the other one fits a CRX-65 (17.5" wide).

*Due to custom variations in Freightliner truck builds, applications for refrigerator installation kits can differ from what is noted above.


NRX50T
DOMETIC COOLMATIC® 12V REFRIGERATOR FOR TRUCKS — 50L

- Converts to Full Fridge, Freezer, or Combo
- Refreshed Interior and Frameless Door
- Extreme Durability
- Energy Efficiency
- Easy Installation
- Volume — 44 L / 1.63 cu. ft.
- Width — 14.96 in.
- Height — 20.67 in.
- Depth — 20.08 in.
- Weight — 33.1 lbs.

NRX50T REFRIGERATOR & INSTALLATION KITS

TRUCK APPLICATION	REFRIGERATOR KIT (Refrigerator + Installation Kit)	INSTALLATION KIT (Refrigerator Sold Separately)
	NRX50T	NRX50T
FREIGHTLINER ¹	PP607479	PP607507
FREIGHTLINER P3 CASCADIA ²	PP607480	PP607524
FREIGHTLINER P4 CASCADIA ³	PP607527	PP607528 ⁴
PETERBILT ⁵	PP607481	PP607508
PETERBILT 579 ⁶	PP607484	PP607525
KENWORTH ⁵	PP607481	PP607508
KENWORTH T680	PP607486	PP607526
INTERNATIONAL PROSTAR & LT ⁷	PP607487	N/A

APPLICATION NOTES:

¹ Freightliner trucks are supplied with a Y-harness to adapt various refrigerators to the truck electrical system. The proprietary harness part number is A06-19868-021.

² Freightliner P3 Cascadia — install kit for standard cabinet.*

³ Freightliner P4 / New Cascadia 60" or 72" sleeper — Install kit **ONLY** for P4 / New Cascadia trucks equipped with **Data Code**: 64E-010 or **Data Code**: 719-022. (Floor Bracket / Tray option)*

⁴ PP607528 only includes a cigarette lighter adapter (CLA) hookup — brackets are **NOT** needed as the fridge is strapped down to the floor tray.

⁵ For use in **most** legacy Kenworth, Peterbilt 63" sleepers. To ensure proper fit measure your cabinet opening. The cabinet opening should measure 15.35" (W) x 21.06" (H) x 19.69" (D) at minimum.

⁶ Peterbilt interior options may vary. For models with premium interiors, factory-installed custom door covers are **NOT** compatible with the NRX50T. Cabinet modifications may be required. Please consult Pana-Pacific for installation guidance before ordering.

⁷ For International LT trucks 2021 and older with cabinet that has an opening of 15.4" (W) x 21.9" (H).

*Due to custom variations in Freightliner truck builds, applications for refrigerator installation kits can differ from what is noted above.



VF51

VITRIFRIGO BUILT-IN REFRIGERATOR FOR MOBILE APPLICATION — 1.8 CU. FT.

- 12 Volts DC
- Combo Refrigerator / Freezer
- Motion Sensor Interior LED Light
- Exterior is Galvanized Steel
- Forced Air, Fin and Tube Condenser
- Adjustable Electromechanical Temp. Control
- Volume – 51 L / 1.8 cu. ft.
- Width – 15.625 in.
- Height – 21 in.
- Depth – 20.5 in.
- Weight – 39.7 lbs.

VF51 REFRIGERATOR & INSTALLATION KITS

TRUCK APPLICATION	REFRIGERATOR KIT (Refrigerator + Installation Kit)	INSTALLATION KIT (Refrigerator Sold Separately)
	VF51	VF51
FREIGHTLINER¹	PP607231	PP607216
FREIGHTLINER P3 CASCADIA²	PP607232	PP607219
FREIGHTLINER P4 CASCADIA³	PP607339 (w/ compressor cover)	PP607373 (w/ compressor cover)
PETERBILT⁴	PP607233	PP607213
PETERBILT 579⁵	PP607228	PP607045
KENWORTH⁴	PP607229	PP607213
KENWORTH T680	PP607230	PP607028
	VF51-NAV	VF51-NAV
INTERNATIONAL PROSTAR & LT	PP607238	PP607307

APPLICATION NOTES:

¹ Freightliner trucks are supplied with a Y-harness to adapt various refrigerators to the truck electrical system. The proprietary harness part number is A06-19868-021.

² Freightliner P3 Cascadia — install kit for standard cabinet.*

³ Freightliner P4 / New Cascadia 60" or 72" sleeper — install kit **ONLY** for P4 / New Cascadia trucks equipped with **Data Code: 64E-010** or **Data Code: 719-022**. (Floor Bracket / Tray option)*

⁴ For use in **most** legacy Kenworth, Peterbilt 63" sleepers. To ensure proper fit measure your cabinet opening. The cabinet opening should measure 15.35 "(W) x 21.06"(H) x 19.69"(D) at minimum.

⁵ Peterbilt interior options may vary. For models with premium interiors, factory-installed custom door covers are **NOT** compatible with the VF51. Cabinet modifications may be required. Please consult Pana-Pacific for installation guidance before ordering.

*Due to custom variations in Freightliner truck builds, applications for refrigerator installation kits can differ from what is noted above.



VF62

VITRIFRIGO BUILT-IN REFRIGERATOR FOR MOBILE APPLICATION — 2.2 CU. FT.

- 12 Volts DC
- Combo Refrigerator / Freezer
- Motion Sensor Interior LED Light
- Exterior is Galvanized Steel
- Forced Air, Fin and Tube Condenser
- Adjustable Electromechanical Temp. Control
- Volume – 62 L / 2.2 cu. ft.
- Width – 18.375 in.
- Height – 21 in.
- Depth – 21.875 in.
- Weight – 42.3 lbs.

VF62 REFRIGERATOR & INSTALLATION KITS

TRUCK APPLICATION	REFRIGERATOR KIT (Refrigerator + Installation Kit)	INSTALLATION KIT (Refrigerator Sold Separately)
	VF62	VF62
FREIGHTLINER P4 CASCADIA ¹	PP607337 (w/ compressor cover)	PP607374 (w/ compressor cover)
FREIGHTLINER P4 CASCADIA ²	PP607240	PP607276
FREIGHTLINER P4 CASCADIA ³	PP607241	PP607277
PETERBILT 379 / 386 / 389 ⁴	PP607242	PP607221

APPLICATION NOTES:

¹ Freightliner P4 / New Cascadia 72" sleeper — install kit **ONLY** for P4 / New Cascadia trucks equipped with **Data Code**: 64E-010 or 719-022. (Floor Bracket / Tray option)*

² Freightliner P4 / New Cascadia 72" sleeper — install kit **ONLY** for P4 / New Cascadia trucks equipped with **Data Code**: 64E-012 and 719-998. (Storage Cabinet option)

³ Freightliner P4 / New Cascadia 72" sleeper — install kit **ONLY** for P4 / New Cascadia trucks equipped with **Data Code**: 64E-011 and 719-017. (Factory Installed Fridge option)

⁴ Peterbilt 379 trucks are built with two different cabinets — one fits a VF51 (15" wide) and the other one fits a VF62 (17.5" wide).

*Due to custom variations in Freightliner truck builds, applications for refrigerator installation kits can differ from what is noted above.


All products, product manufacturers, product appearance or design, descriptions, features, and part numbers contained within this catalog are subject to change without prior notice.

Please contact Pana-Pacific Customer Service for the most up-to-date information.

MEDIUM-DUTY RADIO HARNESS GUIDE

All of the medium duty trucks manufactured by Hino, Isuzu and Mitsubishi-Fuso require one of four different connectors to adapt the plug on the instrument panel harness (originally inserted directly into the OEM radio) to an adapter harness that will allow the use of a Pana-Pacific supplied aftermarket radio.

Some truck manufacturers have used at least three of these types of plugs at various times in the last 20 years, and some of these plugs have been used by all three of the medium duty truck manufacturers. The four different connectors can be distinguished by the number of pin positions in each.



10-Pin Connector



13-Pin Connector



14-Pin Connector



16-Pin Connector

These “truck side” connectors are matched with three “radio side” connectors which fit any radio Pana-Pacific sells. Although each of the radio side connectors has 16 pin positions, they can be distinguished by size and color: **Panasonic Grey, Panasonic Black or ISO-DIN.**

	10-PIN CONNECTOR	13-PIN CONNECTOR	14-PIN CONNECTOR	16-PIN CONNECTOR
PANASONIC GREY	PP205124	PP202655	PP201990	PP202917
PANASONIC BLACK	PP205340	PP205257	PP205339	PP205341
ISO-DIN	PP204406	PP201499	PP202924	PP202918

TRUCK RADIO APPLICATION GUIDE

TRUCK MODEL / YEAR	RADIO CHASSIS	HARNESS SUFFIX
FREIGHTLINER		
ALL MEDIUM DUTY - RADIO OVER HEAD	DIN	1A
COE MODELS BUILT BEFORE 6/86	SHAFT	1
COE MODELS BUILT 6/86 THRU 7/05	DIN	1A
CONVENTIONAL MODELS BUILT BEFORE 6/86	SHAFT	1
CONVENTIONAL MODELS BUILT 6/86 THRU 7/05	DIN	1A
CONVENTIONAL MODELS BUILT AFTER 7/05	DIN	ISO-DIN
CONVENTIONAL MODELS PREMIUM SOUND	DIN	1X
CENTURY CLASS MODELS WITH PREMIUM SOUND AND CD CHANGER	DIN	1Y
PETERBILT		
ALL MEDIUM DUTY COE AND CONVENTIONAL (330)	DIN	2A
COE MODELS BUILT BEFORE 10/86	SHAFT	2
COE MODELS BUILT AFTER 10/86	DIN	2A
CONVENTIONAL MODELS BUILT BEFORE 10/86 (359)	SHAFT	2
CONVENTIONAL MODELS BUILT 10/86 TO 6/05	DIN	2A
CONVENTIONAL W/PREMIUM SOUND TO 12/95 (379)	DIN	2X (14)
CONV W/PREM SOUND FROM 1/96 TO 4/05 (22)	DIN	2Y
CONV W/PREM SOUND FROM 4/05 (22)	DIN	ISO-DIN
MODEL 387 BUILT TO 9/06	DIN	3C
MODEL 387 BUILT FROM 9/06	DIN	ISO-DIN
MODEL 387 W/ PREM SOUND BUILT TO 9/06	DIN	3C
MODEL 387 W/ PREM SOUND BUILT FROM 9/06	DIN	ISO-DIN
KENWORTH		
BEFORE 1998	DIN	3
ALL MEDIUM DUTY COE	DIN	3A
MEDIUM DUTY (T300)	DIN	3C
CONVENTIONAL MODELS ALL BUILT FROM 2/94 TO 4/05	DIN	3A
CONVENTIONAL MODELS ALL BUILT FROM 4/05	DIN	ISO-DIN
T-2000 MODELS	DIN	3C
INTERNATIONAL*		
2600-8300 SERIES MEDIUM DUTY BEFORE 7/92	DIN	4
2600-8300 SERIES MEDIUM DUTY BUILT 7/92 TO 8/04	DIN	4A
MEDIUM DUTY AFTER 8/04	DIN	ISO-DIN
9000 SERIES COE	DIN	4
9000 SERIES CONVENTIONAL BUILT BEFORE 7/92	SHAFT	4
9000 SERIES CONVENTIONAL BUILT 7/92 TO 8/04	DIN	4A
9000 SERIES CONVENTIONAL PRO SLEEPER FROM 7/94 TO 8/04	DIN	4A
PRO STAR, ALL	DIN	ISO-DIN
MAK		
COE MODEL MH	DIN	5A
R, RD, RM, DM, DMM, MR MODELS BUILT BEFORE 11/92	SHAFT	5
RD, RM, DM, DMM, MR MODELS BUILT AFTER 11/92	DIN	5A
CH & CL SERIES, VISION MODELS BUILT BETWEEN 11/92 AND 11/03	DIN	5A
ALL MODELS BUILT AFTER 11/03	DIN	ISO-DIN
VOLVO/WHITE GMC		
VOLVO MODELS BUILT BEFORE 2/93	SHAFT	6B
VOLVO MODELS BUILT AFTER 2/93 BEFORE 11/03	DIN	6E
WHITE GMC MODELS BUILT BEFORE 9/92	SHAFT	6
WHITE GMC W/ MODELS BUILT BEFORE 9/92	DIN	6A
WHITE GMC MODELS BUILT AFTER 10/93	DIN	6E
ALL MODELS BUILT AFTER 11/03	DIN	ISO-DIN
FORD-STERLING		
F-SERIES 1986-1997	DIN	7
FORD FOUR SPEAKER 1998-2005/ 1999-2005 STERLING	DIN	7A
1995-1998 FORD/STERLING PREMIUM SOUND	DIN	7B
STERLING 1998	DIN	7
FORD/STERLING 2005 - UP	DIN	7C
WESTERN STAR		
CONVENTIONAL MODELS BUILT BEFORE 12/91	SHAFT	11
CONVENTIONAL BUILT AFTER 12/91 HERITAGE CAB	DIN	11A
CONSTELLATION SERIES TRUCKS TO 6/97	DIN	11B
CONSTELLATION SERIES TRUCKS 6/97 TO PRESENT	DIN	11C
MONSOON SYSTEM	DIN	ISO-DIN

RADIO COMPARISON CHART — Features

APTIV	AM	FM	WB	BLUETOOTH	SIRIUSXM	USB	STEERING WHEEL COMPATIBLE	CD PLAYER	BACKLIGHT COLOR
DEA700									
PP107198	•	•	•				PACCAR & INTERNATIONAL		GREEN
PP107199	•	•	•			•	PACCAR & INTERNATIONAL		GREEN
PP107216	•	•	•				FREIGHTLINER		AMBER
PP107222	•	•	•				MACK		BLUE
PP107228	•	•	•				VOLVO		GREENISH-WHITE
DEA710									
PP107200	•	•	•	•		•	PACCAR & INTERNATIONAL		GREEN
PP107217	•	•	•	•		•	FREIGHTLINER		AMBER
PP107223	•	•	•	•		•	MACK		BLUE
PP107229	•	•	•	•		•	VOLVO		GREENISH-WHITE
DEA730									
PP107201	•	•	•	•	•	•	PACCAR & INTERNATIONAL		GREEN / AMBER
PP107221	•	•	•	•	•	•	FREIGHTLINER		AMBER
PP107224	•	•	•	•	•	•	MACK		BLUE
PP107230	•	•	•	•	•	•	VOLVO		GREENISH-WHITE
ProAudio									
PP107233	•	•				•		•	
PP107234	•	•		•		•		•	

ProAudio



Part No. PP107233



Part No. PP107234

APTIV



Part No. PP107198



Part No. PP107200



Part No. PP107199



Part No. PP107201

NOTE:

For older model single-din radios (Alpine, Delphi, or Panasonic), please contact Customer Service for information on harness connector pin-out.

RADIO COMPARISON CHART — Bundles

A P T I V	BUNDLE PART NO.	MICROPHONE (Part No. PP604240)	SATELLITE ANTENNA (Part No. SRTMM-02)
DEA700			
PP107198	N/A		
PP107199	N/A		
PP107216	N/A		
PP107222	N/A		
PP107228	N/A		
DEA710			
PP107200	PP807215	•	
PP107217	N/A	SOLD SEPARATELY	
PP107223	N/A	SOLD SEPARATELY	
PP107229	N/A	SOLD SEPARATELY	
DEA730			
PP107201	PP807216	•	SOLD SEPARATELY
	PP807155	•	•
PP107221	PP807159	•	•
PP107224	PP807160	•	•
PP107230	PP807162	•	•
ProAudio			
PP107233	N/A		
PP107234	N/A	Included	

FREIGHTLINER



Part No. **PP107216**



Part No. **PP107217**



Part No. **PP107221**

MAACK



Part No. **PP107222**



Part No. **PP107223**



Part No. **PP107224**

VOLVO



Part No. **PP107228**



Part No. **PP107229**



Part No. **PP107230**

NOTE:

For older model single-din radios (Alpine, Delphi, or Panasonic), please contact Customer Service for information on harness connector pin-out.

CB RADIO COMPARISON CHART — COBRA

	19MINIAMFM	CCBP25LT01	CCBP29LT01	CCBP29LTCH	CCBP29LTNW
FEATURES					
NEW Dual-Mode AM / FM	•	•	•	•	•
Power Output	4W	4W	4W	4W	4W
40 CB Channels	•	•	•	•	•
Instant Channel 9	•	•	•	•	•
Instant Channel 19	•				•
PA Capability		•	•	•	•
RF Gain	•	•	•	•	•
Squelch	•	•	•	•	•
S/R Meter		•	•	•	•
Switchable Noise Blanker		•	•	•	•
SWR Calibration			•	•	•
Antenna Warning Light			•	•	•
Chrome Chassis / Microphone				•	
Talkback Feature				•	
NightWatch Illuminated Panel					•
Dimensions: Width	4.09"	6.69"	7.25"	7.25"	7.25"
Height	0.98"	2.19"	2.25"	2.25"	2.25"
Depth	4.37"	9.98"	9.25"	9.25"	9.25"

CB RADIO COMPARISON CHART — UNIDEN

	BEARCAT880	BEARCAT980	CMX760	PC68LTX	PC78LTX	PR0510XL	PR0520XL
FEATURES							
Illuminated Panel	•	•					
Single Sideband		•					
Power Output	4W	4W	4W	4W	4W	4W	4W
NOAA Weatherband Channels	7	7	7				
Emergency Weather Alert	•	•	•				
Front-Mounted Microphone	•	•	•	•	•	•	•
S/Rf Meter	•	•	•	•	•	•	•
SWR Meter	•	•			•		
Switchable Noise Blanker	•			•	•		
Automatic Noise Limiter	•	•	•	•	•	•	•
RF Gain	•	•		•	•		•
SWR Calibration	•	•			•		
Dynamike / Mic Gain Control				•	•		
Instant Channel 9	•	•	•	•	•		•
Instant Channel 19	•	•	•		•		
PA Capability		•					•
Brightness / Dimmer Control	•	•	•				
Last Channel Memory	•	•					
Channel Scan	•	•	•				
Antenna Warning Light		•			•		
Indicator LED's: TX		•	•	•	•	•	•
RX		•	•	•	•		
WX							
Dimensions: Width	7.25"	7.25"	4"	6.3"	7.28"	4.5"	4.5"
Height	2.25"	2.25"	0.97"	2.2"	2.20"	1.375"	1.375"
Depth	7.5"	7.5"	3.86"	6.4"	7.80"	6.75"	6.75"

Customer Service | Warranty | Engineering

838 N. Laverne Avenue, Fresno, CA 93727



CUSTOMER SERVICE

Phone: 800.726.2636

Fax: 559.266.1368



WARRANTY SERVICE

Phone: 800.848.6560

Fax: 559.499.1891



TECHNICAL SUPPORT

Phone: 866.253.7027



TELEMATICS SUPPORT

Phone: 877.244.4516



www.panapacific.com

All products, product manufacturers, product appearance or design, descriptions, features, and part numbers contained within this catalog are subject to change without prior notice.

Please contact your Pana-Pacific Sales Representative for information on products that do not appear in this catalog.